

FROM THE PRINCIPAL

Dear Parents and Community Members,

Takena Elementary is a small kindergarten through second grade school located in the downtown area of Albany. At Takena we believe in teaching to the “whole child” through strong core reading, writing, and math instruction, while incorporating the arts and physical education in a caring environment for all students. Takena has strong community support and an active Parent Teacher Association (PTA) who financially support extra educational opportunities for our students. Classroom teachers at Takena work closely in Professional Learning Communities to analyze student work and determine which students need extra support and enrichment opportunities. Every classroom receives extra support during their literacy and math instruction to assist students in reaching their full potential.

Takena staff will continue to provide a strong academic program that is challenging and rewarding. The areas of focus for 2016-17 will be:

- Implementation of instructional practices to increase student engagement.
- Implementation of the Common Core State Standards.
- Implementation of small groups targeting enrichment and intervention instruction.

- Improvement of reading, writing, and math outcomes for special education and economically disadvantaged students.

- Data analysis in response to student growth using the Response to Instruction and Intervention (RTI) structure.

- Use of a Positive Behavior Intervention Support System to support student emotional growth.

Parents can be part of their student’s growth by monitoring their homework, making sure their child reads with them each night, attend parent/teacher conferences, join our PTA and school sponsored events, or by volunteering. Parent and community members can keep up on current and upcoming events by reading the weekly parent announcements or by checking the school’s web site at <http://takena-central.albany.k12.or.us/>
We look forward to partnering with parents and community members over the coming year to ensure the success of all students.

Thank you,

Principal | Lisa Shogren

SCHOOL PROFILE

ENROLLMENT 2015-16	156
K-3	156
4-5	--
6-8	--

MEDIAN CLASS SIZE	School	Oregon
Self-Contained	26.5	25.0
Departmentalized	--	--

IMMUNIZATION RATES

Percent of students with all required vaccines: 95 (Visit www.healthoregon.org/immdata for more information.)

Percent of students without all required vaccines: 5

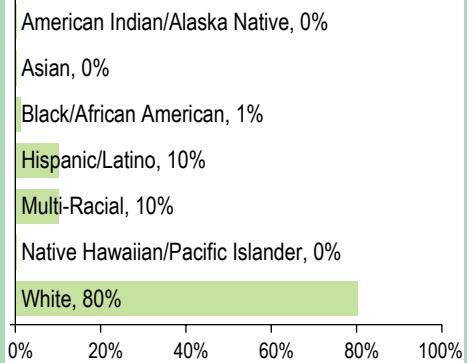
(This value includes students with medical exemptions, nonmedical exemptions, no immunization records, or up-to-date but incomplete immunization records.)

*, <5, and >95 are displayed when data are unavailable or to protect student confidentiality.

*** indicates that this school offered lunch at no charge to all students.

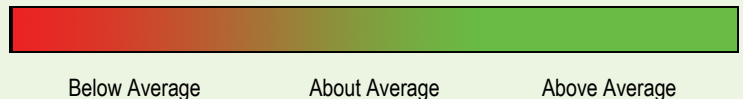
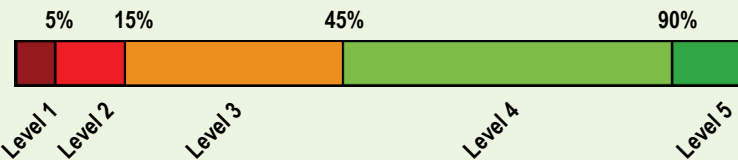
STUDENTS

SELECTED DEMOGRAPHICS	
Economically Disadvantaged	57%
Students with Disabilities	15%
Ever English Learner	*
Different Languages Spoken	2
Regular Attenders	75.3%
Mobile Students	22.2%



OVERALL SCHOOL RATING

Given the recent passage of the Every Student Succeeds Act (ESSA) and the expiration of Oregon's ESEA flexibility waiver on August 1, 2016, the State of Oregon will not assign ratings (i.e., overall and comparison school ratings) to schools for the 2015-16 school year.



PROGRESS ARE STUDENTS MAKING ADEQUATE GAINS OVER TIME?

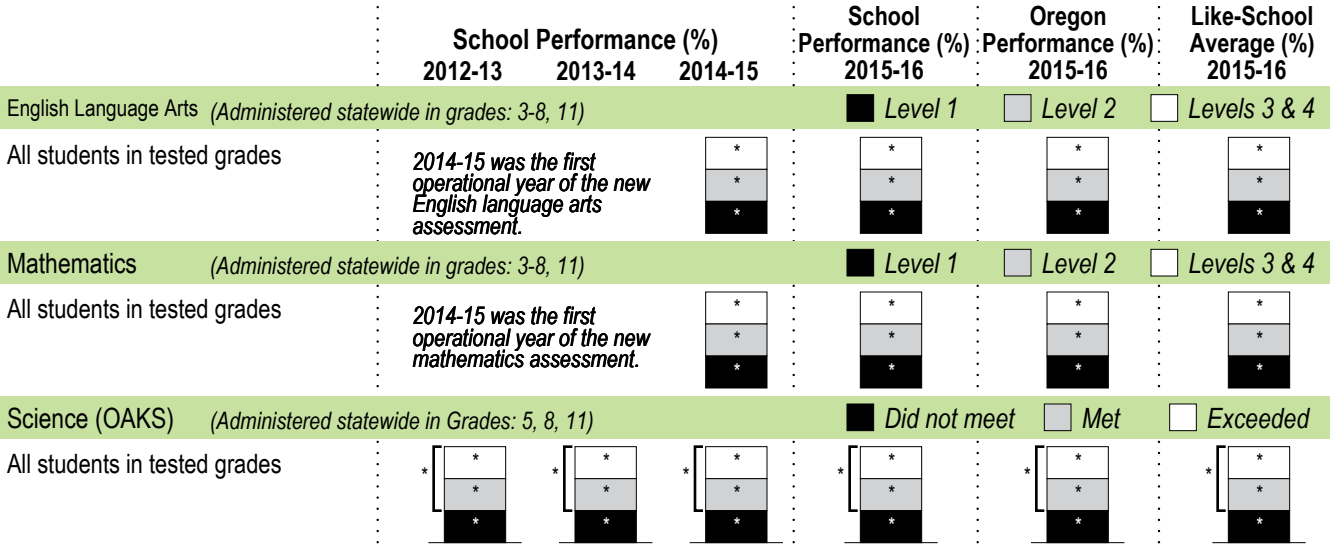
SCHOOL PERFORMANCE

Performance of students enrolled in the school for a full academic year

Did at least 95% of the students at this school take required assessments? Yes No, Interpret Results with Caution
Participation rate criteria are in place to ensure schools test all eligible students.

The Smarter Balanced and alternate assessments have four performance levels where levels 3 and 4 are meeting the standard for school and district accountability.

See report cards from previous years to view historical OAKS performance data.



Visit www.ode.state.or.us/go/data for additional assessment results.

*, <5, and >95 are displayed when the data must be suppressed to protect student confidentiality.

OUTCOMES FOR KEY STUDENT GROUPS AT THIS SCHOOL COMPARED TO THE SAME GROUPS STATEWIDE

STUDENT GROUP OUTCOMES

	School Performance (%)	Oregon Performance (%)	Like-School Average (%)	School Performance (%)	Oregon Performance (%)	Like-School Average (%)	School Performance (%)	Oregon Performance (%)	Like-School Average (%)		
Economically Disadvantaged	*	*	*	American Indian/Alaska Native	*	*	*	Native Hawaiian/Pacific Islander	*	*	*
Eng. Lang. Arts	*	*	*	Eng. Lang. Arts	*	*	*	Eng. Lang. Arts	*	*	*
Mathematics	*	*	*	Mathematics	*	*	*	Mathematics	*	*	*
Science	*	*	*	Science	*	*	*	Science	*	*	*
English Learners	*	*	*	Asian	*	*	*	White	*	*	*
Eng. Lang. Arts	*	*	*	Eng. Lang. Arts	*	*	*	Eng. Lang. Arts	*	*	*
Mathematics	*	*	*	Mathematics	*	*	*	Mathematics	*	*	*
Science	*	*	*	Science	*	*	*	Science	*	*	*
Students with Disabilities	*	*	*	Black/African American	*	*	*	Female	*	*	*
Eng. Lang. Arts	*	*	*	Eng. Lang. Arts	*	*	*	Eng. Lang. Arts	*	*	*
Mathematics	*	*	*	Mathematics	*	*	*	Mathematics	*	*	*
Science	*	*	*	Science	*	*	*	Science	*	*	*
Migrant	*	*	*	Hispanic/Latino	*	*	*	Male	*	*	*
Eng. Lang. Arts	*	*	*	Eng. Lang. Arts	*	*	*	Eng. Lang. Arts	*	*	*
Mathematics	*	*	*	Mathematics	*	*	*	Mathematics	*	*	*
Science	*	*	*	Science	*	*	*	Science	*	*	*
Talented and Gifted	*	*	*	Multi-Racial	*	*	*				
Eng. Lang. Arts	*	*	*	Eng. Lang. Arts	*	*	*	*, <5, and >95 are displayed when the data must be suppressed to protect student confidentiality.			
Mathematics	*	*	*	Mathematics	*	*	*				
Science	*	*	*	Science	*	*	*				

CURRICULUM & LEARNING ENVIRONMENT WHAT IS THIS SCHOOL DOING TO IMPROVE STUDENT LEARNING AND TO PREPARE STUDENTS FOR THE FUTURE?

SCHOOL READINESS

- Character Education and Positive Behavior Interventions and Support (PBIS)
- Families and Agencies Coming Together (FACT) Program; Welcome Center for ELL Families
- Kindergarten Interviews and Orientation
- School Nutrition Breakfast and Lunch Programs
- Strong Community Partnerships (Foster Grandparent Program and SMART Reading Program)

ACADEMIC SUPPORT

- Special Education and Child Find for Students with Disabilities
- Small Group Interventions and Enrichment Instruction
- Student Study Support Teams for Behavior and Instruction
- Trained Volunteers in Classrooms to Support Instruction
- SMART Reading Program Volunteer Support for all Grade Levels

ACADEMIC ENRICHMENT

- Talented and Gifted Identification and Services
- Curriculum Nights offered for Families
- Albany Public Schools Foundation Supports
- Weekly Music Instruction
- Daily Physical Education Instruction

EXTRA-CURRICULAR ACTIVITIES/ AFTER SCHOOL PROGRAMS

- Wednesday Early Release Community Based Partnerships
- Parent Teacher Association Supported Field Trips and Assemblies
- Parent Teacher Association Supported Evening Events for Families
- Student Leadership Opportunities for 2nd Graders
- Green School Designation with an Emphasis on Recycling

Data and information in the Curriculum and Learning Environment section were provided by local schools and districts, and were not verified by the Oregon Department of Education.